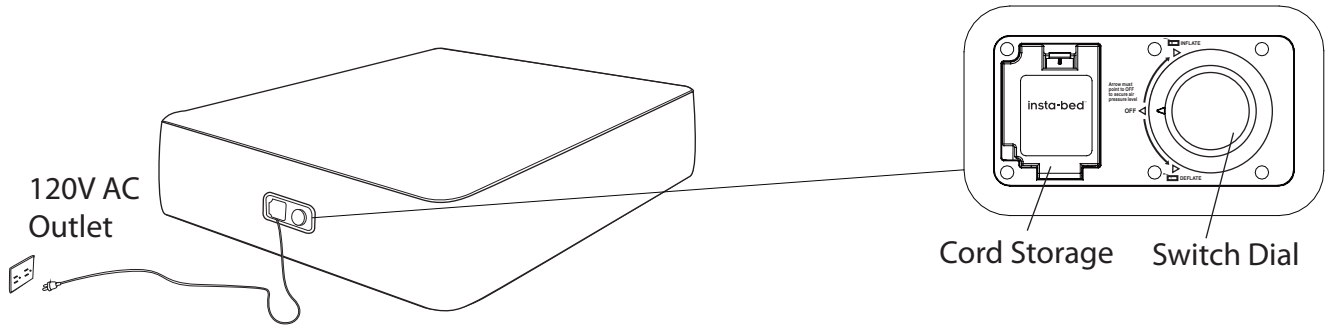


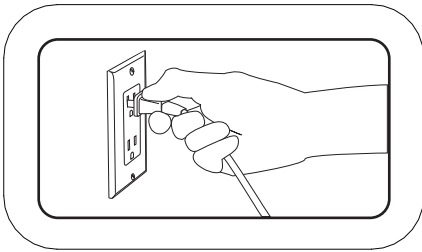
insta-bed™

Raised Bed with Built-In AC Pump

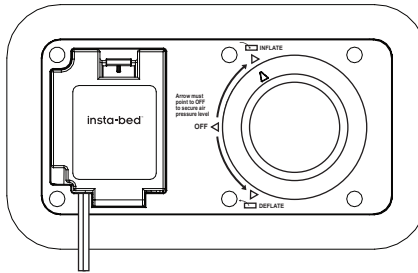


Inflating and Deflating Instructions

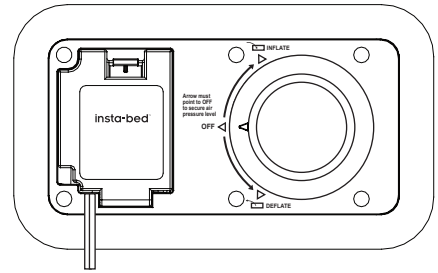
Inflation



1. Before inflating, plug into AC power outlet.

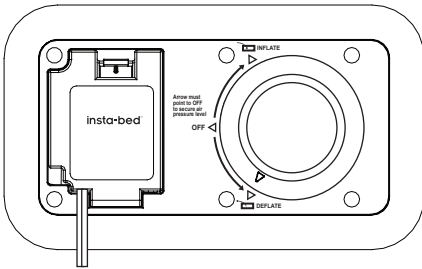


2. Turn the control dial clockwise to the "Inflate" position to inflate the air bed.

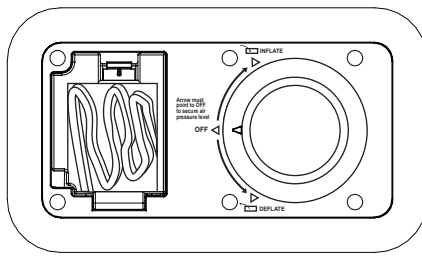


3. Turn the control dial counter-clockwise to the "Off" position upon reaching desired firmness. Make sure the switch aligns with the "Off" arrow. Airbed is now ready for use.

Deflation



1. Turn the control dial counter-clockwise to the deflate position for complete deflation.



2. Once mattress is completely deflated, turn Control Dial clockwise to the "Off" position, and place cord in the cord storage pocket.



0-15 Months

WARNING

Risk of Suffocation

- Infants have suffocated on inflatable mattresses. Never place an infant 15 months and younger to sleep on an inflatable mattress.
 - When used by children over 15 months old:
 - Provide at least a shoulder width space between mattress and walls, dressers or other vertical objects to avoid entrapment.
 - Always keep mattress fully inflated when in use.
- See instructions for additional warnings

Exxel Outdoors, LLC
6235 Lookout Road
Boulder, Colorado 80301
1-800-325-4121

IMPORTANT SAFETY INSTRUCTIONS

When using an electrical furnishing, basic precautions should always be followed, including the following:

Read all instructions before using this furnishing.

DANGER – To reduce the risk of electric shock:

1. Always unplug this furnishing from the electrical outlet before cleaning.

WARNING – To reduce the risk of burns, fire, electric shock, or injury to persons:

1. Unplug from outlet before putting on or taking off parts.
2. Close supervision is necessary when this furnishing is used by, or near children, invalids, or disabled persons.
3. Use this furnishing only for its intended use as described in these instructions. Do not use attachments not recommended by the manufacturer.
4. Never operate this furnishing if it has a damaged cord or plug, if it is not working properly, if it has been dropped or damaged, or dropped into water. Return the furnishing to a service center for examination and repair.
5. Keep the cord away from heated surfaces.
6. Never operate the furnishing with the air openings blocked. Keep the air openings free of lint, hair, and the like.
7. Never drop or insert any object into any opening.
8. Do not use outdoors or while standing in damp area, household use only.
9. Do not operate where aerosol (spray) products are being used or where oxygen is being administered.
10. To disconnect, turn all controls to the off position, then remove plug from outlet.

11. **WARNING:** Risk of Injury – Keep children away from extended foot support.

12. **WARNING:** Risk of Injury to Persons – do not use this furnishing to support video equipment such as televisions or computer monitors.

13. **WARNING:** Do not use near people using or wearing medical devices.

14. Unplug this device from the electrical outlet when not in use or before cleaning.

15. Do not obstruct ventilation holes on the pump.

16. Double insulation-when servicing, use only identical replacement parts.

17. **CAUTION:** This device is operated with an electrically operated pump. The pump is thermal protected. The pump does not contain parts that can be repaired or serviced. Opening the pump case will expose you to electric shock.

18. DO NOT open the pump case for any reason.

19. DO NOT use on surfaces where heat may cause a problem.

20. A fire may occur if this device touches or is covered by flammable material, including curtains, draperies, walls, etc., when in operation.

21. DO NOT place any flammable material such as paper, cardboard, plastic on the pump.

22. DO NOT operate the pump in enclosed spaces that are not well-ventilated.

23. DO NOT operate in the presence of explosive and/or flammable fumes.


24. DO NOT place any part of the pump or cord in or under water or other liquid. See instructions for cleaning.

25. DO NOT leave device unattended when in operation

26. **WARNING:** The Maximum Weight Capacity for the Queen Size is 500 lbs, Full Size is 500 lbs and Twin Size is 350 lbs.

SAVE THESE INSTRUCTIONS

SERVICING OF DOUBLE-INSULATED PRODUCTS

In a double-insulated product, two systems of insulation are provided instead of grounding. No grounding means is provided on a double-insulated product, nor is a means for grounding to be added to the product. Servicing a double-insulated product requires extreme care and knowledge of the system, and is to be done only by qualified service personnel. Replacement parts for a double-insulated product must be identical to the parts they replace. A double-insulated product is marked with the words "DOUBLE INSULATION" or "DOUBLE INSULATED." The symbol (square within a square)  is also able to be marked on the product.